




SOIC-20 to DIP-20 SMT Adapter



Top side photo (showing pins assembled)



Bottom side photo (showing pins assembled)



Typical IC package accepted (SOIC-20)

Product Highlights

Immersion Gold Finish

Gold Plated Pins

RoHS 3 and REACH Compliant

Comes Unassembled with Pins Included (Allows easier IC installation before the pins are soldered on)

Top side of board fits surface mount footprint

Bottom side of PCB has pads for two single row surface mount vertical headers (included)



Specifications

PCB dimensions:	0.7" x 1.0" x 0.063" (17.78 mm x 25.4 mm x 1.6 mm)
PCB construction:	FR-4 UL94V-0
PCB operating temperature range:	-40°C to +130°C (-40°F to +266°F)
PCB reflow maximum temperature:	+260°C (500°F)

Application Notes

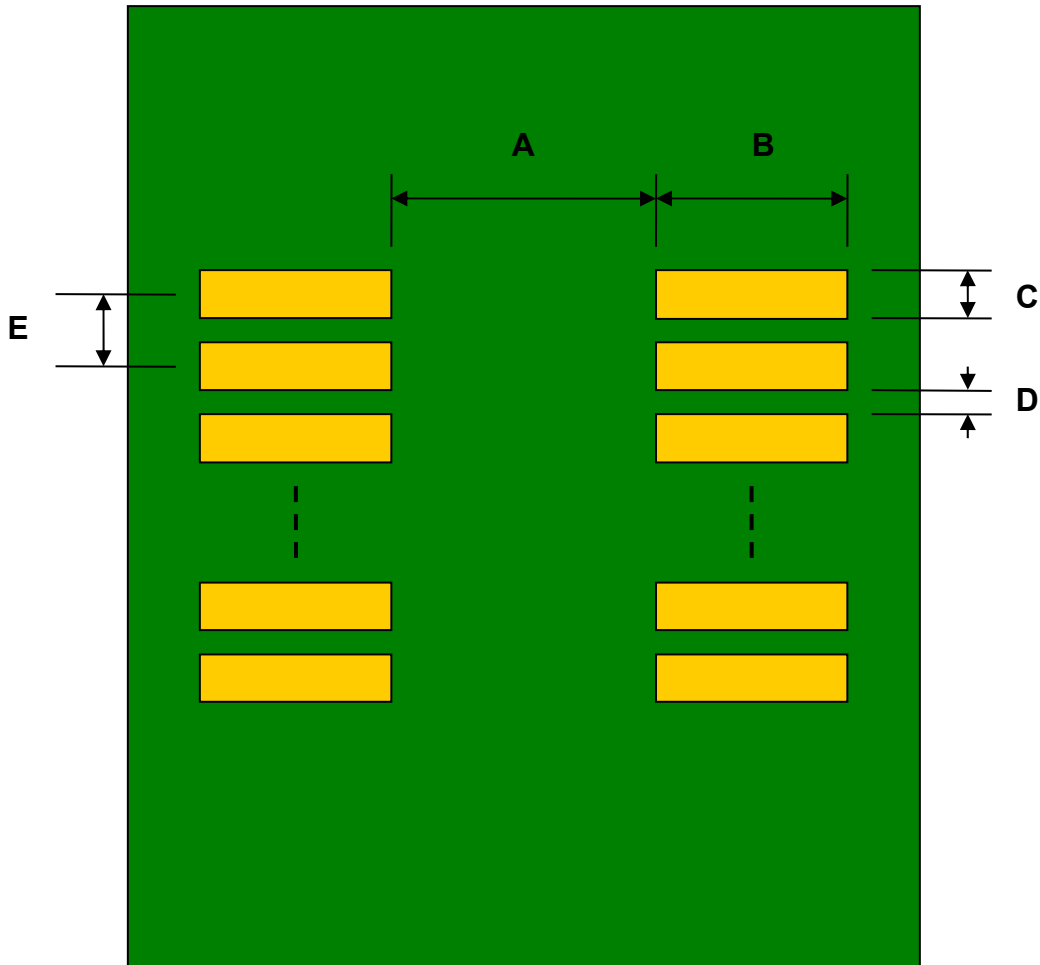
[AN0001: IC Assembly Instructions if Using a Stencil](#)

[AN0002: Pin Assembly Instructions](#)

[AN0003: Adapter Selection Guide](#)

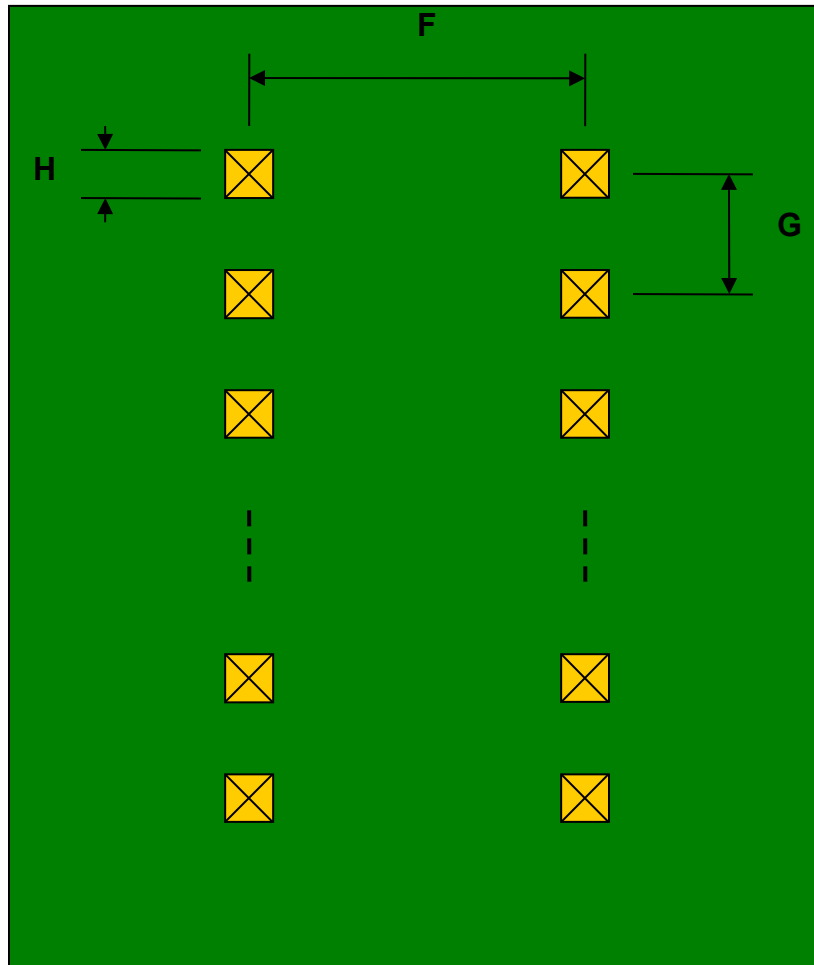
DIMENSIONS						
REF.	mm			inches		
	MIN.	TYP.	MAX.	MIN.	TYP.	MAX.
A		5.50				
B		3.50				
C		0.60				
D		0.67				
E		1.27				
F					0.300	
G					0.100	
H					0.025	

Top View (SMT Footprint)



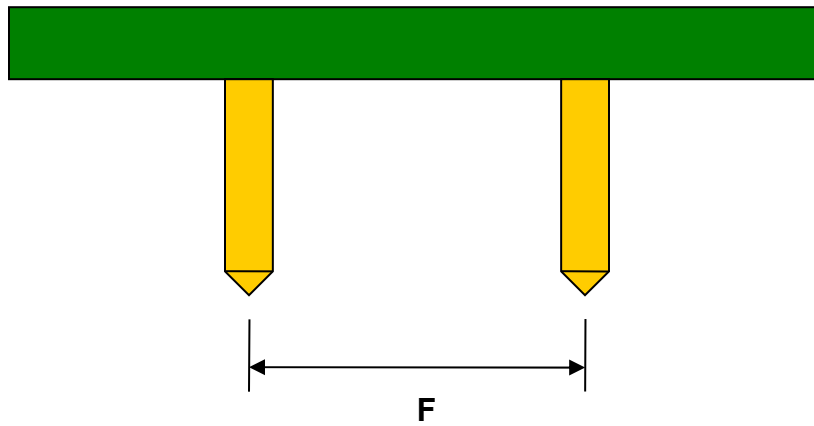
(Representative drawing only - not to scale)

Bottom View (DIP Pins)



(Representative drawing only - not to scale)

Side View (DIP Pins)



(Representative drawing only - not to scale)